

## **Invitation to Bid**

Your company is hereby invited to submit a BID QUOTATION ON THE ITEMS AND QUANTITY, AS DESCRIBED FURTHER IN THIS WRITTEN INVITATION. PLEASE RETURN THE bid form page(s) with your official bid. If you are unable to submit a bid quotation at this time, and if you wish to remain on our list of potential suppliers, simply send us a written explanation.

The deadline for our receipt of your bid is: July 15, 2019.

Whereas considerable time and expense has gone into the preparation of the enclosed specifications, deviations are NOT anticipated. DEVIATIONS MUST BE DOCUMENTED. Unless fully documented, such deviations may DISQUALIFY a bidder at the discretion of the BUYER.

In setting forth these specifications it is the intention of the buyer to offer equal opportunity to all bidders. Styles referred to by number and the company name are for descriptive purposes only and are not restrictive. The buyer feels that specified styles, material, linings and sundry items are equally available to all reputable manufacturers.

Bidder is to furnish itemized quotations showing the cost of each item, the total price per uniform, and the total price of the entire order. Any allowance or cash discount for payment within a certain period before or after delivery is to be indicated on the bid; otherwise, it is presumed that payment is to be made on the basis of net 30 days.

The buyer reserves the right to accept or reject any or all bids in the best interest of the buyer. Factors to be considered when determining the best value for the buyer are to be quality of the garment, service and responsibility of the company and their representative, as well as price. Low bid is not necessarily to be awarded the contract.

Bidder is to furnish a full time sales representative to handle all details of the order. This includes measuring and servicing, "after the sale". Bidder is to provide name, address and phone number of representative or representatives who are to be responsible for handling the order.

In submitting your bid, specify the time required for delivery of the complete order after receipt of all details.

SAMPLES - Your bid, to be considered, is to be accompanied by a completed sample uniform in accordance to the exact specifications. Each bidder's interest in meeting these specifications is to be reflected in their willingness to manufacture this pilot sample and to make it available at the school prior to the time and date of the official bid opening. Exact samples are also required to insure that the district can expedite this purchase soon after the award. The sample uniform provided is to be a male size 38 regular.

The buyer reserves the right to inspect the workmanship of the sample, its inner construction in particular, and for this purpose will open the lining if necessary.

## CONSTRUCTION AND MANUFACTURING SPECIFICATIONS

### **A. GENERAL**

Coats, trousers, blouses and all major parts of the uniform are made to fit the nearest stock size from the information supplied by the company representative. This is done for a better year to year fitting program and allows more fitting flexibility. Exceptions are made on unusual sizes wherein the garment is cut and produced to the measurements taken by the company representative.

### **B. SHIPPING**

Uniforms are to be shipped on wishbone style hangers. Hangers are to be hard plastic, not wood. Wooden hangers have a tendency to pick and pull the basic fabric, and they are not acceptable. The hangers must be bent and rounded at the top to allow the shoulder area of the garment to be spread and hung properly. Each uniform must be delivered in its own clear polyethylene bag to prevent soiling. Uniforms must be delivered in 200 lb. Test cardboard wardrobe containers, opening from the front, and having a metal bar reinforcement at the top with clasp to prevent hangers from disengaging from the metal structure. Each carton will be properly marked on the outside, with identification numbers of the uniforms contained in that specific carton.

### **C. IDENTIFICATION**

Each major garment item is to have identification numbers sewn into the individual pieces to allow for quick and easy issuing. Coats, trousers, and blouses are to have woven numerals. Trousers are to include inseam and waist information for future reference; coats shall have chest size and length indicated on a linen ticket. The original order is to include a bound booklet with the numbers of each uniform corresponding to the particular size of that uniform, arranged from the smallest to the largest. Size information shall include chest size, height, weight, and inseam for each uniform. Bound in the identification record shall be a size chart for use as reference for purchase of future uniforms.

### **D. INSPECTION**

All garments are to be carefully inspected before final packing and shipment. All thread ends to be picked and cut and specifications, trim and details to be critically checked for each individual garment before shipment. Buttons to be applied and sewn at that time.

***E. VERIFICATION OF FABRIC PROCESSION***

Any dacron/wool blend fabric from any vendor must be professional cold water and alcohol sponged, decated, and inspected. Bidder must submit in writing, certification that dacron/wool blend fabric will have undergone this fabric stabilization prior to manufacture of the uniforms. Also, such certification should be submitted in writing by an officer of the bidding company.

The company actually performing the stabilizing process must be indicated, with an individual or officer of said company to contact for verification of processing.

As dacron/wool garments having not undergone such processing can experience significant and excessive shrinkage, bidders not providing such a sponging treatment and certification in this bid will be disqualified.

***F. SUSTAINABLE VERIFICATION CERTIFICATE***

Any 14 oz Polyester fabrics must be certified by UTrust Verification Program and must be made from ECO-FRIENDLY textile products, developed from sustainable fibers.

A UTrust Verification Certificate must be attached to this bid or RFP Solicitation. This certificate must be signed by an individual or officer for UTrust.

# Coat Specifications

## 1. PATTERNS

- a. Patterns are to be marked, graded, and cut using a computerized system to insure accuracy.
- b. Patterns are to cover a full range of sizes, including male, female, short, regular, long, and extra long from size 26 to 60.

## 2. INNERLINING

- a. The innerlining is the foundation of the coat and is to carry with it a complete limited lifetime warranty.
- b. The innerlining is to consist of 4 layers.
- c. The principle layer of the coat front is formed of preshrunk highly resilient natural hair canvas of 7.5 ounce per square yard. The hair content is 32% with 36% rayon, 29% cotton, and 3% polyester. The weft and filling yarns are spun from 45% hair, 50% rayon, and 5% polyester to provide superior shaping resilience and bounce. The Hymo canvas is cut and individually shaped to fit each coat, both the left and right coat fronts.
- d. The second layer is an additional chest piece of 4.53 ounces per square yard Monoflex. It is to be 6 " x 7 1/2" in dimension and darted in armhole area. This piece is specifically designed as a shoulder reinforcement in finely tailored garments to maintain the shape of the shoulder and chest area of the coat.
- e. The third layer is unique, being of the same natural hair canvas as the coat front, deeply darted in the upper armhole area to provide natural shape. It is wider than the Monoflex and extends deep into the coat front for resiliency in this area.
- f. The fourth layer, or felt chest piece area, is a heavy 4.2 ounces per square yard needle punched, supported felt. It extends 14" or more from the shoulder seam. Its shrink proof, non-woven characteristics adds more resilience to the chest and area below the armhole.
- g. The entire four-layered innerlining is sewn together with 18-21 rows of zigzag stitching.
- h. For white and translucent light colors of shell fabric, the innerlining is to be constructed as above with an additional top layer of white Poly-sil. This layer is used to prevent shadowing of the natural canvas through the outer shell fabric. It is to be 2.9 oz./sq. yd. and a construction count of 78 warp x 54 fill with a fiber content of 50% poly/50% preshrunk cotton.
- i. Under no circumstances is the Hymo and sewing operation to be substituted with a fusing or gluing operation.

j. Under no circumstances is a white synthetic coat canvas to be used as an innerlining, in lieu of the specified Hymo/Monoflex layers.

### **3. SHOULDER PADS**

a. Shoulder Pads are to consist of heavy density, 100% PREMIUM grade preshrunk "Harsh" quality combed Indian cotton ("Harsh" quality being resilient, bouncy).

b. It is a large semi-oval shape, approximately 10" x 7" on extended shoulder patterns. Dimensions for regular shoulder patterns are to be approximately 4 1/2" x 7 1/2".

c. The entire pad is covered with a print cloth, and quilt stitched throughout to prevent wadding.

d. Shoulder Pads consisting of multiple layers of needle-punched preformed polyester are not acceptable.

e. Stay cloth is not acceptable for the shoulder pad, due to stiffness.

### **4. LINING**

a. Coat linings are to be cut from a separate set of patterns designed specifically to fit the particular style of coat. Linings are not to be cut from coat patterns and then cut down.

b. Lining material is to be the highest quality BreatheFree Poly Twill. It contains moisture absorbing properties with immediate dry component. It will be non-toxic, perspiration resistant, color fast, and non-shrinkable. It is to be fully dry-cleanable.

c. Its composition is to be 124 warp x 72 fill and it is to meet government specifications.

d. There is a pleat down the center back in the shoulder area to allow fullness and access to buttons where applicable.

e. The lining is COMPLETELY sewn around the armhole, NOT just tacked.

### **5. PERSPIRATION SHIELD**

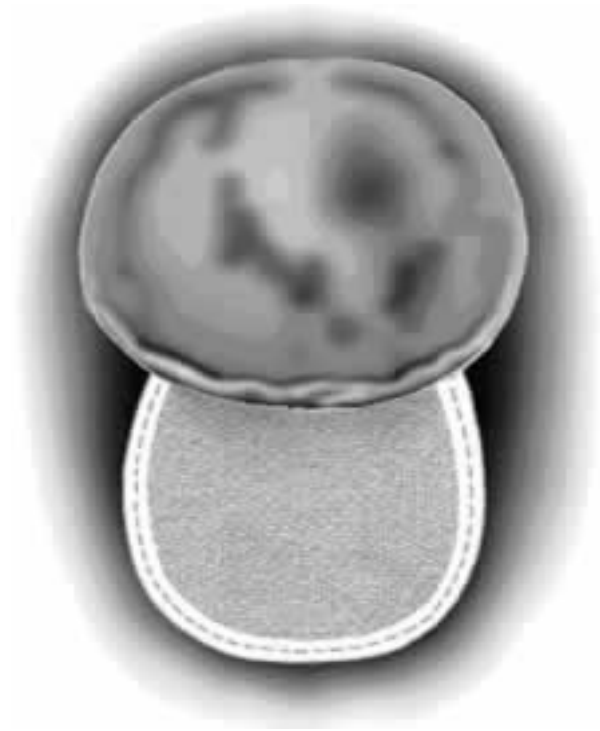
a. The perspiration shield is secured in the lower part of the armhole and is approximately 4" square.

b. It is made of an absorbent wool flannel, consisting of 85% wool and 15% nylon material. It is to be double sponged to prevent shrinkage.

c. The shield is edged all around with a pre-shrunk bias poly/cotton finishing tape and completely sewn into the armhole area. Merely "tacking" the shield to the lining is not acceptable.

d. Sweatshields will contain Sanogiene Anti-Microbial Protection. Sanogiene is an EPA approved patented technology providing the following properties: 1. Controls and resists odors 2. Retards the growth and action of bacterial odors 3. Mildew resistant 4. Prevents microbes from degrading uniform construction 5. Long-lasting in excess of one hundred launderings In addition, the staining, degradation and loss of the performance properties of textile fibers are often the result of microbial attack. Sanogiene finish protects the fabrics from microbial contamination and growth. Sanogiene is an EPA registered product and meets requirements for US anti-microbial registration.

e. Shields made of scraps from cutting the outer coat whipcord fabric are not acceptable.



## 6. POCKETS

a. All inside pockets are to be cut, sewn, and turned automatically with a double piped lock-stitch machine and reinforced with a non-woven fabric.


b. Pockets are to be constructed with hidden inside bartacks with welts of the same outer fabric as the coat.

c. There is a 1 1/2" whipcord fabric extension down into the pocket, from the opening edges.

d. Pocketing material is to be 70/30 poly/cotton, 50/50 in the warp and 100% poly in the fill.

e. Pocket is to be "bagged" with no open seams at the bottom.

f. Pockets made of lining or lightweight material are not acceptable.



## 7. TAPING

a. Seams which are subject to usual stress, are to be taped with a preshrunk cross-wound cotton tailoring tape.

b. Areas to be taped are down the inside coat front, extending around bottom sides and back, and around the armhole. There must be a 3-4" area at the upper back shoulder area of each sleeve seam, where the cloth tape is omitted. This allows proper "Stretch" across the shoulders during arm lift maneuvers.

## 8. SLEEVES

a. The bottom half of the armhole is machine lock-stitched to give the greatest strength in this high stress area.

b. Sleeves are to be cut utilizing a 60/40 pattern per fine tailoring or 50/50 split sleeve upon request. They will be pitched forward 3-4 degrees in the armhole to allow for the arm-lift associated with playing a musical instrument.

c. The cuff, or hem, is to have a generous 2 1/2" turn-under consisting of fabric and lining secured and constructed to allow easy altering of sleeve length. This is done utilizing an "easy alter" chain stitch.

d. On request, an adjustable hem feature is available. The Braided Poly Propylene Snap-Tape shall extend from the bottom of the hem 7" with a total of 5 male snaps and 5 female snaps (10



total snaps) and will be centered on both seams. This allows a ½” of adjustability with each snap for a total adjustment capability of 4 ½”. The snap tape will be back-tacked on each end with a 3/8 – 1/2” tack.

## **9. SHOULDER LOOPS**

- a. Shoulder loops are to be die-cut to insure uniformity and are cut in two pieces.
- b. Shoulder loops are to be reinforced on each layer with heavy Pellon.
- c. They are sewn together on the inside, turned, and top-stitched all around the edge for body and durability.
- d. All buttons for attachment of shoulder loop and accessory items will be reinforced with backing buttons.

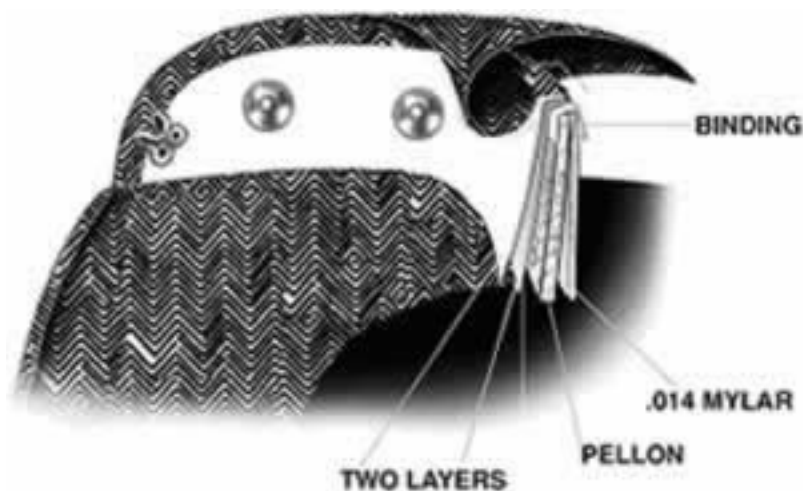
## **10. TRIM**

- a. Coat front trim (braid, welts, appliques, embroidery, etc.) is to be applied only through the outer fabric. That is, it is NOT to be sewn through the chest piece four layer innerlining, nor the polyester twill coat lining. All trim is to be sewn before the lining is joined to the coat.
- b. Any trim using 1/4" unfilled tubular braid is to be applied with a FB or FBN corn straight 2 needle machine, then it is applied in cloverleaves, turned edges or other circular designs. The benefits of such application provide that the trim (A) lays flat to the fabric surface, and that (B) the stitching is equidistant from each edge along the entire border of the trim. Using a single needle stitch sewn twice is not acceptable. Trim applied with only one single needle stitch in the center is not acceptable.

## **11. HARD COLLAR**

- a. The inner core foundation of the standing collar is .014 Mylar.
- b. There is a laminated layer of non-woven Pellon P15 on the inboard side of the entire foundation.
- c. A stainless steel riveted hook and eye is to be the front closure. The hook and eye are riveted through the Mylar, Pellon and two layers of collar lining material. It is to be placed at the optimum angle to insure proper tension and comfort.
- d. A "sewn" hook and eye is not acceptable.
- e. The collar lining consists of two layers of Burlington Mills Cramerton fabric, which is 65% polyester and 35% combed cotton, pre-shrunk and non-wicking.

- f. Seven male gripper snaps are placed through both layers of the collar lining material. The snaps are supported on the inside by the laminated non-woven Pellon which also serves as a protective layer between the Mylar and the snaps. Female gripper snaps applied to the collar lining are unacceptable.
- g. The outboard side of the standing collar is to be covered with a whipcord fabric, as specified by the design specifications.
- h. The top edge of the Mylar base is bound with Cramerton fabric and has a finished welted seam on each side. The whipcord fabric is doubled over the top of Mylar base, along with the two layers of collar lining, and stitched along the top edge. This 5-layer construction results in a "beaded" edge and serves as a protection all along the top edge of the liner. This is accomplished with a SINGLE row of locked stitching through the Mylar base.
- i. A single layer of fusing tape or bridle-tape is not sufficient protection in this area and is not acceptable.
- j. The bottom edge of the standing collar is to be sewn through and through, to attach the double layers of Cramerton lining to the outer layer of whipcord. This row of stitching is immediately below the bottom edge of the Mylar foundation.
- k. Construction of the collar in this manner provides the most dimensionally stable garment, without the additional rows of needle holes.
- l. Braid trim, fabric welt, and embroidery are to be applied to the outer fabric of collar before assembly. This prevents sewing the trim "through" the Mylar core with additional rows of needle holes.



## 12. COLLAR LINER

- a. The fabric used in the construction of the washable snap-in, replaceable liners is two layers of VISA treated polyester whipcord. The VISA treatment offers soil release properties in this washable part of the garment.
- b. The liner is to be die-cut in a curve to allow it to lie properly against the neck of the wearer.
- c. There are seven female gripper snaps evenly spaced and secured through both layers of liner fabric. These are to match up with male gripper snaps on collar lining.
- d. The top, bottom and rounded side edges of collar liner is to be bound with a finished binding of non-absorbent Cramerton fabric.
- e. There is to be a bartack at each end of the binding.
- f. The liner is to be positioned to extend 1/8" above the whipcord collar fabric.
- g. Each liner is to be sized to corresponding collar and numbered to match coat size.



## 13. SOFT COLLAR

- a. Soft collars, lapels, and outer pocket flaps are to be hand shaped and cut according to fine quality tailoring practices.
- b. Bridle tape is to be placed at the lapel roll, to retain smooth lines and afford a permanent shape.
- c. Under-collar felt is to be pre-biased 50% wool/50% Rayon composite.

d. All edges are to be topstitched (with the exception of satin lapels) through and through, from the facing edge through coat front lapels and collar to the opposite edge. Topstitching is to be 1/8" from edge.

## **14. SEAMS**

a. Coat is to be completely machine stitched except in areas where specific tailoring requires other methods.

b. The ends of all seams are to be backstitched not less than 1/4".

c. Coat back is tailored with either a 2-piece back or 4-piece back, if needed, to facilitate insertion of contrasting color panels, trim, etc.

## **15. THREAD**

a. Threads for seaming are to be 50/3 cotton wrap core thread, 70/2 poly wrap core thread, or 100/2 poly wrap core thread based on the strength requirements of the type of seam.

b. All threads are to be heat resistant, vat dyed, sun-fast, dry-cleanable and moisture proof.

## **16. BUTTONS/BUTTONHOLES**

a. High-quality metal buttons are to be used where specified and are to be attached by sewing, ring and washer, or toggle and washer.

b. Buttonholes are to be manufactured using the cut-first method. The hole is to be cut-first, and the edge is to be covered with gimp and twist to cover the fabric and inner canvas edge. The back of the buttonhole is to be closed with a bartack reinforcement.

## **17. ZIPPERS**

a. Zipper is to be heavy-duty brass with an auto-locking pull-slide. Tape is to be 9/16".

b. Zipper is to be bartacked top and bottom and sewn to facing surface, not sandwiched in between shell fabric and facing.

## **18. FUSING**

a. Certain trim designs call for added reinforcement. This is to be done with Thermal Bond non-woven polyamide 100% polyester 1.8oz/sq.yd fusible. It is to "tear away" from areas not covered with braid or other trim.

b. Use of Pellon SF134 as reinforcement for trim is unacceptable.

c. The entire coat front outer fabric is to be reinforced, in addition to the "traditional" sewn innerlining, whenever looped braid designs are specified.

d. When sleeve cuff trim is utilized, the lower sleeve is to be reinforced from the cuff bottoms, up as needed.

## **19. WASHABLE OPTION**

a. Buyer may opt to change the coat specifications to be a washable item. The coat will have washable shoulder pads and will be fully lined. Front inner foundation, sleeve heads, and underarm shields may be omitted.

---

## ***BIBBER TROUSER SPECIFICATIONS***

### **1. PATTERNS**

- a. Bibber trousers are to be cut in a full-length pattern, allowing extra fullness at the waist area to accommodate a generous fit throughout the range of sizes.
- b. They are to utilize both MALE and FEMALE patterns.
- c. There are to be two darts in the seat and waist area, measuring approximately 10" on a 38R sample.

### **2. SHOULDER STRAPS**

- a. Bibber is to be adjustable at the shoulders by means of a one-piece molded indestructible polymer slider.
- b. Slider is to be permanently fixed to the double-ply shoulder straps.
- c. Straps are turned and finished with a lockstitch on each edge, set in 1/8".
- d. Width of shoulder strap is to measure no less than 1 1/2" and be a minimum of 14" in length for maximum adjustability.

### **3. INNERFACING**

- a. The upper portion of the bibber is to have a generous innerfacing front and back will all exposed fabric edges tightly serged to prevent raveling.

### **4. FRONT CLOSURE**

- a. The inside of the right fly is to be lined with a layer of durable polyester cotton material. It is to extend beyond the four-way crotch assembly.
- b. The left fly is to be reinforced with Pellon SF134W to provide permanent shape retention and durability. It is to be bound with a preshrunk, bias cut, tape for appearance and durability.
- c. There are to be three bartacks at the base of the fly for additional reinforcement; two vertical bartacks on the lower front fly interior and one horizontal bartack at the bottom of the lower front fly exterior.
- d. The fly zipper is to be SOLID BRASS of Y.K.K. quality. There is to be a #3 hardened brass wire stop at the base of the zipper.
- e. The front fly is to be secured at the top of the waistband with two stainless gripper snaps; placed above the zipper terminal. "Hook flex" is also available, if requested.

## 5. CROTCH

- a. There is to be a "four-way" crotch reinforcement consisting of 50/50% polyester-cotton pocketing cut on the bias for strength.
- b. There are to be four, two-ply sections, one on each side of the fly, seat seam and inseams.
- c. Crotch area is to be clean finished with no extra fabric extending from tops of inseams.
- d. Trousers having merely a two-way reinforcement or no reinforcement at all, are not acceptable.

## 6. LEGS

- a. Trouser legs are to be finished at the bottom with a 3" turn under to allow alteration for future growth.
- b. Legs are cut straight down from the knee, resulting in a circumference of 19" at the finished bottom edge (standard 38R size).
- c. The hem is to be taped all around with a pre-shrunk bias polycotton finishing tape, then blind stitched for appearance and ease of alterations. Taping all around provides a clean finished edge for full length use, as well as protecting the fabric edge completely. Simple flat taping with a rayon hem tape is unacceptable.
- d. Striping is centered over the outseam and NOT sewn into the seam. It is to run the full length of the leg, including the turn-up allowance at the bottom edge. It is to be finished "flat" at the cuff turn under edge, not folded under the edge.
- e. The outseam of each trouser leg is to be a triple safety serged seam, or "blue jean" stitch. This type of seam is much stronger than the traditional "busted" seam and adds strength and stability to the "stripe side" of the leg. Flat pressed or "busted" seams in this area are unacceptable.

- f. The inseam of each leg is to be a flat pressed or “busted” seam whereby both ends of the fabric are lockstitched together and pressed back flat. This is necessary to facilitate alteration of the trouser within the seat and upper thigh area.
- g. On request, an adjustable hem feature is available. The Braided Poly Propylene Snap-Tape shall extend from the bottom of the hem 12” with a total of 11 male snaps and 11 female snaps (22 total snaps) and will be centered on both inseam and outseam. This allows a ½” of adjustability with each snap for a total of 11” of adjustability. The snap tape will be back-tacked on each end with a  $\frac{3}{8} - \frac{1}{2}$ ” tack. Sideseams will be “clean finished”.

## **7. SERGING**

- a. All edges of seams and outlets are to be serged in a professional, high quality manner, eliminating the possibility of raveling.

## **8. THREADS**

- a. Threads for seaming are to be 50/3 cotton wrap core, 70/2 poly wrap core, or 100/2 poly wrap core, based on the strength requirements of the type of seams.

## **9. POCKETS**

- a. FOB watch pockets, when specified, are to be the same precreased pocket and are to be bartacked at the two upper corners.
- b. Pocketing material is to be 70/30 poly cotton; 50/50 in the warp and 100% poly in the fill.
- c. Pockets constructed in a “sandwiched” or “bagged” fashion are unacceptable.



# Headwear Specifications

## 1. SHAKO

All shako products both fur and West Point styles are to be manufactured to Ashley quality standards as follows:

Hats must have securely sewn construction using no brads or staples in shell to create discomfort. The bottom bands are to be tucked and sewn (not stapled) to insure against pulling out or frayed edges. The back seam must be double reinforced 1" from the top and 1" from the bottom. The drawstrings are to be polypropylene tipped and are extra long.

The inside shells must be made of high density polyethylene to guard against cracking and to increase comfort to the wearer. The lack of this will produce a brittle shell composition and consequently an inferior base, subject to a number of problems in both high and low climate extremes. All units are packaged in a "strong box" case. Plume sockets when requested are made of unbreakable polyethylene.

Special shako features must include heavier eyelets with washers on the back in the sweatband to strengthen the lace holes and protect against ripping and tearing of the holes in that sweatband. The back seam is double reinforced to strengthen and guard against splitting, tearing or exposing the inner shell during changes in weather conditions. The outer covering whether vinyl or fabric is used, must be fastened to the shell by bartacking before applying the sweatband. This prevents the staples from weakening the shell or causing discomfort to the wearer. The visors are to be constructed of laminated materials or molded polypropylene and must be sewn on to insure against cracking and discomfort. All buttons are metal only with reinforced back and extra long prongs. No soldered or plastic buttons are acceptable. The plasti-pak "strong box" is to be composed of high density polypropylene and capable of withstanding 300 pounds of pressure. It is to be weather resistant, snap-latched with an injection molded body and handle.

Fur covered shakos will have an imitation bearskin covering with approximately 1" pile. Fur is to be 75% acrylic and 25% modacrylic with 100% poly backing. Weight is 27 oz. per yard. This material meets flammability requirements and is washable.

## **UNIFORM MANAGEMENT SYSTEM**

The band uniform order is to be accompanied by a Uniform Management System program with the following features:

Customer information is available via:

Uniform Management System program - CD or Internet Download

Customer Data - Internet Download

The Uniform Management System will manage student information regarding the assignment of band uniforms and is alterable on a continuing basis as sizing needs change. The program will contain an AUTO-ASSIGN feature which automatically assigns uniform pieces to the students based on their entered measurements. In addition, the student database will include full contact information for student and guardian, and will possess the ability to generate address labels and garment bag identification tags. The system will also produce student uniform rental/usage agreements as per needed. The software will be compatible with Microsoft Windows XP, Microsoft Windows Vista, and Apple Mac OS X (PowerPC and Intel). The Uniform Management System must provide ONLINE/TELEPHONE technical support FREE OF CHARGE. Software updates will be available 24 hours a day, 7 days a week via the internet site.

.

## DEVIATION FORM

In the event that the undersigned Bidder intends to deviate from the specifications by utilizing any materials, items, treatments, finishes, inner construction, tailoring details, etc., contrary to those listed as standards in the specifications, the bidder is to fully document and list each deviation in complete detail including reasons for the deviation. General statements are not acceptable. Furthermore, these deviations are to be approved in writing.

If no deviations are submitted, the bidder assures the buyer of full compliance with the specifications and conditions, and assures the buyer that samples accompanying bid meet all construction specifications.

If deviations are found on said sample, and not listed, the bidder is to be disqualified!

Company: \_\_\_\_\_

Signed : \_\_\_\_\_

Date: \_\_\_\_\_

Title: \_\_\_\_\_

## BIDDERS EVALUATION FORM

All bidders are to complete this form in order to complete the evaluation of the bids. In conjunction with price, the award of the bid is to be based on the quality of the uniform sample, experience of the manufacturer, the reputation of the manufacturer, and ability to provide necessary service.

Name of Manufacturer Bidding: \_\_\_\_\_

Address: \_\_\_\_\_

Telephone No.: \_\_\_\_\_

1) Experience: Number of years the company has been in business: \_\_\_\_\_

2) References: (a) List (5) five accounts presently wearing band uniforms manufactured by company. Uniforms should be 3 or more years old.

\_\_\_\_\_  
\_\_\_\_\_  
\_\_\_\_\_  
\_\_\_\_\_  
\_\_\_\_\_

(b) Bidder shall submit copy of written warranty.

Local Representative Name: \_\_\_\_\_

Address: \_\_\_\_\_

Telephone: \_\_\_\_\_

## Style Specifications

Coats - Band

Quantity: 150

Band Type: Band

Style: Full Length

Closure: Concealed front brass zipper closure.

### Front

Light weight coat. Remove Chest Piece. Fully lined, innerline coat front w/ layer of stable twill and fuse coat front. Add perspiration shields. Coat front of 7744-black. Set on the left side only, I-4 insert of 7744-3049 red. Set on the right front side of the coat, 3-1/2" wide welt of silver lahm, from the right shoulder down to the bottom right side. Lahm welt to have 50/50 rows of 0112 red 2474 on both edges. Embroidered on the lahm welt, 3" tall DeMoulin Athletic font letters, "RICH 227" in black with red outline. Spaced evenly down the zipper flap, (6) 36/nickel half ball buttons, attached w/ disc and ring.

### Back/Tails

Back of 7744-6607 black w/ an I-22 insert of silver lahm (One piece insert, NO back Seam). Set 50/50 on both sides of the insert, row of 0112 red 2474 braid. Centered on the back, school logo of rocket, stars and torch in red and black details.

### Collar

Hard Collar of 7744-6607 Black. C-7 of optic edged w/ 0112 red 7296. Black collar lining and liner.

### Sh. Loops

Shoulder loops of 7744-6607 Black. L-5 of optic edged w/ 0112 red 7296.

### Sh. Trim

Sleeves of 7744-6607 Black.

### Slv. Trim

Sleeves of 7744-6607 Black. Set at an angle, 1-1/2" welt of optic, set 50/50 on both edges of welt, 1/4" 0112 Red 2474 braid. Centered on each welt in 1/2" full block letters "RTHS" in black. Trim all around

## Bib Trousers - Band

Quantity: 150

Band Type: Band

Style: Bib Trousers

Fabric: 7744-6607

Shade: Black

Lining: Unlined

Pockets: Inserted reece FOB pocket on right side.

4-Way Reinforced Crotch: Yes

French Fly: Yes

Woven ID Numeral: Yes

Description: Permacrease in trouser legs. Trousers to have adjust-a-cuff feature. 1" stripe of silver lahm piped w/ 0112 red 3186.

Shakos - Band

Quantity: 150

Band Type: Band

Style: Scoop Top, West Point Shako

Fabric: Black Vinyl

Visor: Black with nickel mylar

Chinstrap: Black with nickel hardware

Trim: Nickel Half Ball side buttons with prongs. Nickel Plain Reflects Band.

Description: Top, top band and bottom band of black vinyl, center of 7744-3049 red.

Inside edge of both bands edged in white cordedge. Ornament is Nickel music lyre.

Each shako is individually boxed in a molded plastic carton made of high density polyethylene for maximum durability. Features include a comfort grip handle, interlocking/stackable design, feet for standing box upright, replaceable sure snap closure and maximized volume for packing headwear and plume.

Plumes - Band

Quantity: 150

Style: Plumes - 12" White French Fountain with silver mylar

Shoulder Cords - Band

Quantity: 150 (pair)

Style: Silver metallic shoulder cords

Shoulder Nests - Band

Quantity: 150 (pair)

Style: Shoulder nest covered with 7744-6607 Black. White bullion fringe across the bottom. Set up 1/4" from bottom edge, 1/2" welt of Optic edged on both sides with 0112 red 7296 braid. Embroidered on nest are three different options: 105 nests will read "RICH CENTRAL OLYMPIANS" with torch logo in center, 30 nests will read "RICH EAST ROCKETS" with rocket logo in center and 15 nests will read "RICH SOUTH STARS" with star logo in center. Letters will be white and logos will be white and red.

Hat Wrap - Band

Quantity: 150

Style: Special hat wrap of silver lahm, backed w/ white indo. Hat wrap for a 32-1 #2 shako, wrap to be 1/2" taller than shako, all around. Wrap will attach to itself with velcro at the center back. Embroidered on the front of the wrap will be the district logo.

Coats – Drum Major

Quantity: 8

Band Type: Band

Style: Full Length

Closure: Concealed front brass zipper closure.

Front

Light weight coat. Remove Chest Piece. Fully lined, innerline coat front w/ layer of stable twill and fuse coat front. Add perspiration shields. Coat front of Rejuvitex Optic. Set on the left side only, I-4 insert of 7744-red. Set on the right front side of the coat, 3-1/2" wide welt of silver lahm, from the right shoulder down to the bottom right side. Lahm welt to have 50/50 rows of 0112 red 2474 on both edges. Embroidered on the lahm welt, 3" tall DeMoulin Athletic font letters, "RICH 227" in black with red outline. Spaced evenly down the zipper flap, (6) 36/nickel half ball buttons, attached w/ disc and ring.

Back/Tails

Back of Optic w/ an I-22 insert of silver lahm (One piece insert, NO back Seam). Set 50/50 on both sides of the insert, row of 0112 red 2474 braid. Centered on the back, school logo of rocket, stars and torch in red and black details.

Collar

Hard Collar of optic. C-7 of 7744 black edged w/ 0112 red 7296. white collar lining and liner.

Sh. Loops

Shoulder loops of optic. L-5 of 7744-black edged w/ 0112 red 7296.

Sh. Trim

Sleeves of Optic.

Slv. Trim

Sleeves of Optic. Set at an angle, 1-1/2" welt of 7744-6607 black, set 50/50 on both edges of welt, 1/4" 0112 Red 2474 braid. Centered on each welt in 1/2" full block letters "RTHS" in white. Trim all around

Shakos – Drum Major

Quantity: 8

Band Type: Band

Style: Scoop Top, West Point Shako

Fabric: White Vinyl

Visor: White with nickel mylar

Chinstrap: White with nickel hardware

Trim: Nickel Half Ball side buttons with prongs. Nickel Plain Reflects Band.

Description: Top, top band and bottom band of white vinyl, center of 7744-6607 black. Inside edge of both bands edged in white cordedge. Ornament is Nickel music lyre.

Each shako is individually boxed in a molded plastic carton made of high density polyethylene for maximum durability. Features include a comfort grip handle, interlocking/stackable design, feet for standing box upright, replaceable sure snap closure and maximized volume for packing headwear and plume.

Plumes – Drum Major

Quantity: 8

Style: Plumes - 12" Black French Fountain with silver mylar

Shoulder Nests – Drum Major

Quantity: 8 (pair)

Style: Shoulder nest covered with Optic white. Black bullion fringe across the bottom.

Set up 1/4" from bottom edge, 1/2" welt of 7744-6607 edged on both sides with 0112 red 7296 braid. Embroidered on nest is school logo.

Garment Bags

Quantity: 158

Band Type: Band

Style: Garment Bags

Description: Garment Bag – Black of 210 denier nylon, 28" x 47" size, dual handles for portability, vent grommet to let your garments breathe, ID window, 2 zippered accessory pockets, (1) color imprint.

Dye Sub Banner

Quantity: 1

Band Type: Band

Description: Custom Dye Sub Banner (96" x 30") made of 4oz polyester, backed with poly lining for opacity. Banner is constructed with a 3" pole hem at the top and a back pole hem for banner frame. Fringe included.



Plume Case Bag - Band

Quantity: 3

Description: Durable 420 Denier nylon bag with heavyweight. Zipper closures on both sides for easy access. Over-the-shoulder carrying strap. Plume tubes not included.  
13 3/4" Case - Holds 63 plumes up to 13 3/4" long.

Majorette/Flag Uniforms – Guard

Quantity: 50

Band Type: Guard

Description: Jazzy Dress. Sleeveless sequin dress (knee length). Body of silver sequins with red sequin welts and black sequin trim.

Majorette/Flag Gloves – Guard

Quantity: 50

Band Type: Guard

Description: Ultra Sequin Gloves (silver sequins). Length to finish just above elbow.

Bid Form

The bidder certified he has familiarized himself with your specifications, had carefully read them and understands their contents. Any uniforms furnished by us will be in the style and quality requested.

Quantity	Item	Unit Price	Total Price
150	Coats - Band	_____	_____
150	Bib Trousers - Band	_____	_____
150	Shakos - Band	_____	_____
150	Shako Cartons - Band	_____	_____
150	Plumes - Band	_____	_____
150	Shoulder Cords-Band	_____	_____
150	Shoulder Nests-Band	_____	_____
150	Hat wraps-Band	_____	_____
8	Coats - Drum Major	_____	_____
8	Shako - Drum Major	_____	_____
8	Shako Cartons - Drum Major	_____	_____
8	Plumes - Drum Major	_____	_____
8	Shoulder Nests-Drum Major	_____	_____
158	Garment Bags-Band	_____	_____
1	Sublimation Banner-Band	_____	_____
3	Plume Cases-Band	_____	_____
50	Majorette/Flag Dress-Guard	_____	_____
50	Majorette/Flag Gloves-Guard	_____	_____
158	Hangers	_____	_____
1	Uniform Management Software Program	_____	_____
		<b>Total Bid</b>	_____

Terms: If awarded the contract, the undersigned agrees to ship a sample uniform within \_\_\_\_\_ days, and to ship the entire order within \_\_\_\_\_ calendar days after approval of the sample and receipt of necessary details and all measurements.

Name (Please Print): \_\_\_\_\_ Signature: \_\_\_\_\_

Title: \_\_\_\_\_ Date: \_\_\_\_\_ Phone: \_\_\_\_\_