



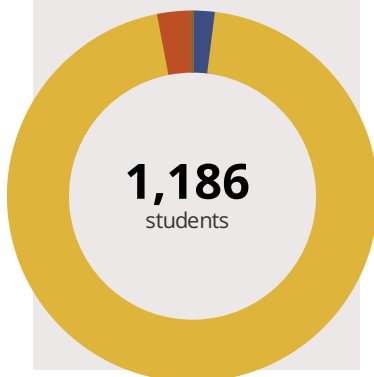
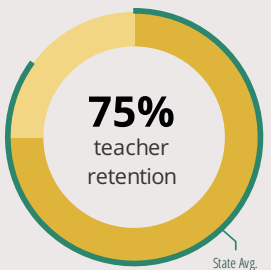
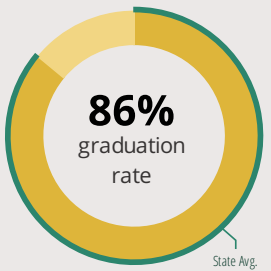
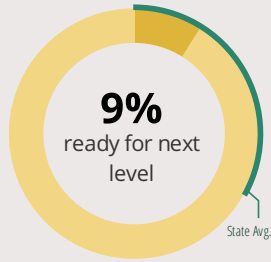
RICH CENTRAL CAMPUS HIGH SCHOOL

3600 W 203RD ST OLYMPIA FIELDS, IL 60461 1025 (708) 679-5600

Grades: 9-12
District: RICH TWP HSD 227

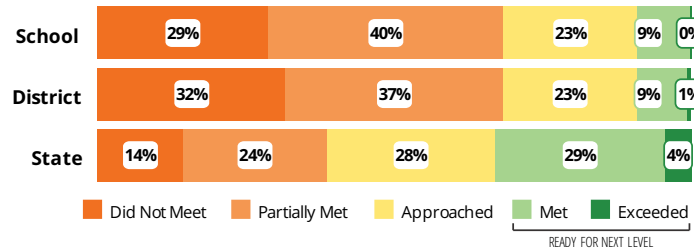
Principal: Mr. Todd Whitaker
Superintendent: Mr. Gregory Wright

FAST FACTS



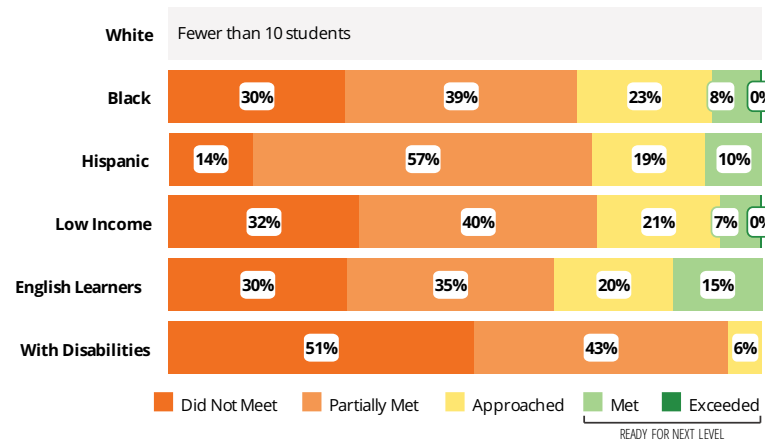
Academic Success

All Illinois students in grades 3-8 take the PARCC assessment each year. High school students take the PARCC in specific Math or English Language Arts (ELA) courses.



Success by Student Group

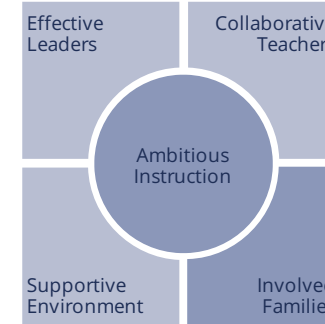
This display shows PARCC performance levels for each student group. No data is shown for groups with fewer than 10 students.



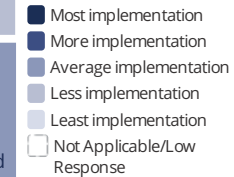
Student Characteristics

White	2%	Low Income	75%
Black	95%	English Learners	5%
Hispanic	3%	With Disabilities	17%
Asian	0%	Homeless	3%
American Indian	0%		
Two or More Races	0%		
Pacific Islander	0%		

School Environment



The **5Essentials Survey** allows students in grades 6-12 and all teachers to share their perspectives on essential conditions for learning. The anonymous survey consists of 5 components.



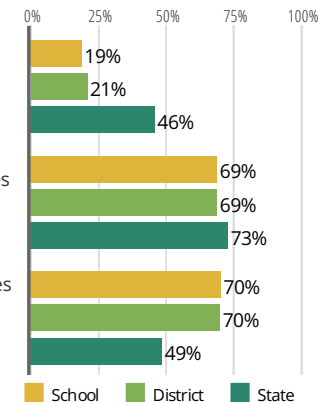
Response Rates

Students	59%
Teachers	100%

- Less Effective Leaders**
Do principals and teachers implement a shared vision for success?
- Less Collaborative Teachers**
Do teachers collaborate to promote professional growth?
- Average Ambitious Instruction**
Are the classes challenging and engaging?
- Less Supportive Environment**
Is the school safe, demanding, and supportive?
- Average Involved Families**
Does the entire staff build strong external relationships?

College Readiness

Ready for College Coursework
Students who meet or exceed ACT college readiness benchmarks



Postsecondary Enrollment
Students who enroll at colleges and universities

Postsecondary Remediation (lower is better)
Students enrolled in Illinois community colleges who require remedial coursework



RICH CENTRAL CAMPUS HIGH SCHOOL

School Highlights

Academic Courses

AP Biology, AP Calculus AB, AP English Language and Composition, AP English Literature and Composition, AP Environmental Science, AP Human Geography, AP Psychology, AP Statistics, AP Studio Art-Drawing Portfolio, AP United States History, AP World History, Automotive Technician I, Chinese I, Drafting, Entrepreneurship, Automotive Technician I, Chinese I, Drafting, Entrepreneurship, French I, French I-II, Information Processing I, Orientation to Health Occupations, Spanish I, Spanish I-II, Spanish I-III, Spanish I-IV, Spanish I-V

Physical Education, Health and Wellness

Other Programs and Activities

School Awards

Career Development Courses and Programs

Accounting II, Accounting I, Advanced Marketing, Automotive Technician I, Business and Technology Concepts, Business Law, Care and Learning Services Management, Child Development and Parenting, Communication Technology, Computer Concepts and Software Applications, Computer Networking I, Computer Networking II, Cooperative Education, Culinary Occupations I, Culinary Occupations II, Drafting, Entrepreneurship, Fashion Merchandising, Fashion, Apparel, and Textile Services Occupations, Human De...

Athletics

School Personnel Resources

Bilingual Education Teacher, Librarian/Media Specialist, Reading Specialist, School Guidance Counselor, School Nurse, School Psychologist, School Social Worker, Special Education Teacher, Speech Language Pathologist-non teaching, Student Dean, Supervisor (Special Education Technical, Vocational Coordinator

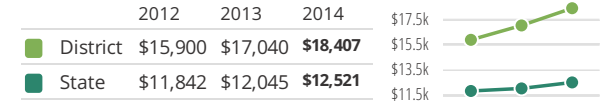
Facilities

District Finance

Instructional Spending per Pupil includes only the activities directly dealing with the teaching of students or the interaction between teachers and students.



Operational Spending per Pupil includes all costs for overall operations in this school's district, including Instructional Spending, but excluding summer school, adult education, capital expenditures, and long-term debt payments.



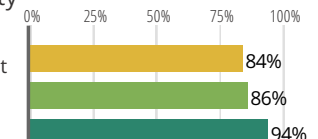
Educator Measures

This school has had **3 principal(s)** over the past 6 years. In the last three years, an average of **75% of teachers** return to this school each year.

Student Attendance and Mobility

Attendance Rate

Rate at which students are present at school, not including excused or unexcused absences



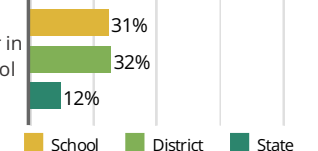
Chronic Truancy Rate

Percentage of students who have been absent without valid reasons for 5% or more of regular school days



Student Mobility

Percentage of students who transfer in or out of the school during the school year, not including graduates



FOR MORE INFORMATION

Visit IllinoisReportCard.com to see additional details about each item of information for this school. There you will find charts spanning multiple years, detailed explanations, resources, more of the school's programs and activities, and powerful tools that let you dig deeper into data.

Most of this data has been collected by ISBE from school districts through data systems. Some information, such as the School Highlights, is entered directly by principals and can be updated throughout the year.